

# misc<sup>i</sup>cea CLASSIC

THE PROFESSIONAL CHOICE FOR HAND HYGIENE



# misceda CLASSIC

THE PROFESSIONAL CHOICE FOR HAND HYGIENE





The renowned **Robert Koch Institute** in Germany recognizes the advantages of the miscea **CLASSIC** system and already prescribes touch free faucets and dispensers instead of manually operated faucets.



**reddot** design award  
best of the best 2009



The miscea **CLASSIC** is the first sensor faucet system of its kind in the world capable of dispensing water and a combination of two other liquid products using advanced sensor technology - it's the new and unique concept that has changed the way people wash and sanitize hands.


By combining the functions of a water faucet with two dispensers, the miscea **CLASSIC** has made proper hand washing more convenient and efficient to perform. Instead of separate faucets and dispensers, you can now easily receive everything you need from one system as well as adjust the water temperature completely touch free.

The miscea **CLASSIC** system is not just an award winning system, but also a viable and effective solution for professionals who demand a higher standard in hygiene. Yet it is elegant in design and simple enough to be used in any business or home.



# PRODUCT INFORMATION

## FEATURES & TECHNICAL SPECIFICATIONS



### Safer. Cleaner. More Hygienic.

The clever 3 in 1 design eliminates the need for frequent cleaning as any hand hygiene products dripping from the user's hands are neatly contained in the sink resulting in no messy puddles for safer, cleaner and more hygienic facilities.

### Intuitive User Interface

Using the miscea **CLASSIC** is a completely touch free experience. It's as simple as moving your hand over the indicated section of the glass display to activate the product you want. The coloured LED light signals will show which product has been activated. To receive the product you have activated, simply place your hand under the faucet.

### Achieve Optimal Hand Hygiene

For optimal hand hygiene, the World Health Organisation has recommended the use of sensor activated faucets and dispensers as the ideal standard within health-care settings.

### Safety Feature Against Bacteria

The **CLASSIC** system has an inbuilt safety feature against bacteria. It will automatically run a cleaning cycle, flushing water and both liquid dispensers to prevent harmful water-borne bacteria growth usually found in stagnant water. These cleaning cycles can be programmed to the desired frequency with the handy miscea remote control.

### Be Smart. Save Water.

miscea Sensor faucet systems can lower water usage by up to 60%\*. It works by ensuring water flows only when you really need it and automatically shuts off when you don't. Special aerators integrated into miscea faucets also help to reduce water consumption by enriching the water with air, resulting in a luxurious stream of bubbly water that is soft to the touch, non-splashing while using even less water.

\*Compared to manually operated faucets without water saving aerator: 3.5 gpm

## Performance Specifications

Voltage	24 V <sub>DC</sub>
Input Voltage	100 ~ 240 V <sub>AC</sub> / 50 ~ 60 Hz
Operating water pressure	0,8 - 10 bar
Water flow rate (at 3 bar)	ca. 6 L/min
Max. water temperature	75 °C
Enclosure rating of PCB	IP 55
Faucet weight (incl. hoses & cables)	
Standard model:	1,0 kg
Wand model:	0,9 kg
Water box weight (incl. hoses)	1,75 kg
Soap box (excl. pouches)	0,95 kg

## Default Settings

Response time of water flow stop	1 sec
Dispense volume of soap	1 ml
Dispense volume of disinfectant	3 ml

## Finish Options



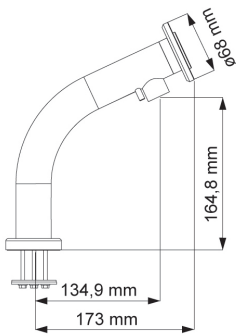
Stainless Steel



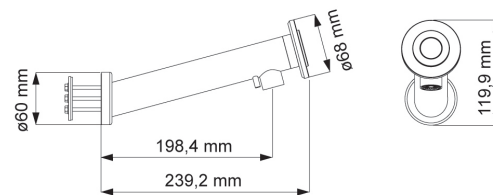
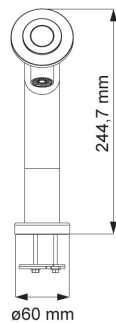
Polished Chrome\*

\*Not available for miscea CLASSIC Wand

## Faucet Dimensions

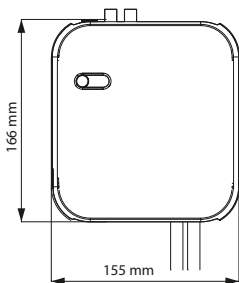


CLASSIC Standard

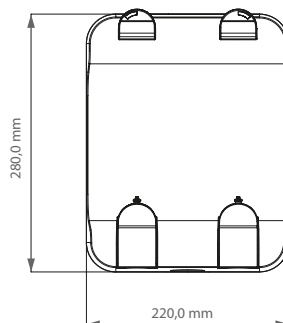
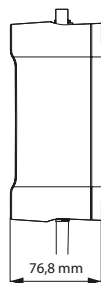


CLASSIC Wand

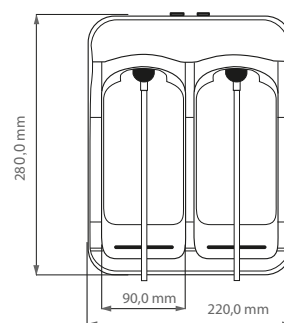

## Waterbox and Soapbox Dimensions



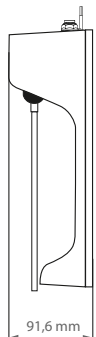
*miscea Waterbox*



*miscea S1 Soapbox Pouch*



*miscea S2 Soapbox Bottle*



# REFILL PRODUCTS

HIGH QUALITY HAND HYGIENE PRODUCTS.



*miscea Systems feature our unique and patented refill unit - It's a hygienic and efficient system for changing liquid products when your miscea runs out. You can now select between Soft Pouches or Bottle Refills.*



*Surface Disinfectant*



*Detergent*



*Hand Wash*



*Disinfectant*

## High Quality Liquid Products

The miscea systems use high quality and effective skincare products. User's have a choice between a variety of soaps, disinfectants and lotions.

Please visit our website for the full list of skincare products available. [www.miscea.com](http://www.miscea.com)







## miscea S1 Soapbox for Pouch Refills

The **S1 Soapbox** for use with Soft Pouch Refills, is sleek and modern in design. It was engineered for use with vacuum sealed 1L pouches filled with high quality miscea liquid products.

This vacuum seal method maintains a high and stable quality of the contents inside, and ensures consistent dispensing of liquid hand hygiene products is consistently pumped through your miscea system.

Capable of holding a maximum total of 2 L of liquid products, the S1 Soapbox unit ensures the Soft Pouches are kept in a secure and upright position while connected to your miscea system ready to be used.



## miscea S2 Soapbox for Bottle Refills

The **S2 Soapbox** for use with Bottle Refills, is sleek and modern in design. It was engineered for use with standardised 1L plastic bottles filled with high quality miscea liquid hand hygiene products.

Each unit is capable of holding a maximum total of 2 L of liquid products. The S2 Soapbox also ensures the bottles are kept in a secure and upright position while liquid hand hygiene product is consistently pumped through your miscea system ready to be used.

